

# FIRST HILL DENTAL IMPLANT CENTER

*Periodontics & Implant Dentistry*

Thomas Kang, DDS ~ Vikram Likhari, BDS, MS

## Dental Implants: The 21st Century Solution for Missing Teeth

Dental implants offer the most natural replacement solution for the problems associated with missing teeth. As opposed to a bridge or partial denture, an implant is both fixed and independent of other teeth and offers superior strength and stability. In addition, dental implants help to preserve bone mass and density by stimulating the jawbone directly.



The placement of the dental implant is a surprisingly comfortable procedure. Most patients are surprised by how little discomfort they feel following treatment. After the implant is placed, a removable screw called a *healing abutment* will be placed on top of the implant to allow for proper healing. The approximate time for healing is 2 - 4 months.



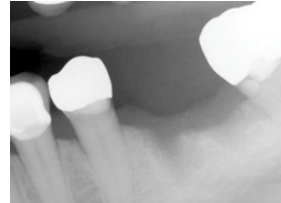
The important process of *osseointegration* follows the placement of a dental implant. Your body accepts the dental implant in such a way that it fuses with your jawbone; this is a painless process. Once *integration* has been confirmed, the restorative doctor will take a *final impression*. A model is then created which allows the restorative doctor and laboratory technician to design a *custom abutment* which serves as the connecting piece between the implant and final tooth. It takes approximately 2 - 3 weeks for the laboratory work to be completed.



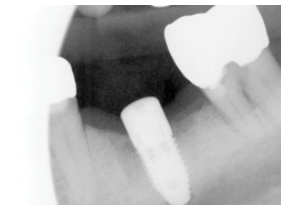
Your dentist and the dental laboratory technician will then take great care in designing the *custom abutment* and *implant crown*. The color, contour, and fit of the attachments must be precise to ensure an excellent outcome. In this step much is happening behind-the-scenes to achieve superior results.



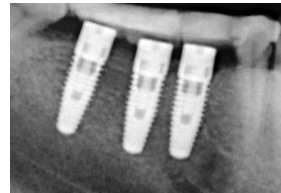
After your doctor receives the final crowns from the dental laboratory you will return for abutment placement and crown cementation. It is important to keep your implants clean so that they can last a lifetime.



*Before dental implant placement.*



*After dental implant placement.*



*After healing a **final impression** is taken; impression caps are seen in place in the photo above.*



*The four bottom teeth seen above are the dental implant crowns cemented in place. They look, feel, and function just like natural teeth.*